

POWER SCHOOL

101

By IT & Media

WHAT TO EXPECT?

Learning the process of creating a PowerSchool account to view your child's Information.

As a parent, you should receive an email after having your child enrolled in JYKDCS.



12/7/20

To the parents of Abdul Hamid:

The administration and staff at Discovery Charter School are excited to announce that we are at the point where we can begin to share information about your child's progress. In order to do this, we need to have a "parent account" for access. Use the codes listed below associated with your student. To access this information you will need to follow these steps:

1. Open the internet browser on your computer
2. Type <https://dcschool.powerSchool.com/public/>
3. Create your own user and login info with your own username and password
4. Click on the "Parent Access" link and enter the ID and password associated with your child
5. Click the "Access" link
6. Remember to log off when you are finished.

Your Access ID: [REDACTED]

Your Access Password: [REDACTED]

Either you or Abdul Hamid will need to provide the internet access. If you do not have internet access, the public library has computers open to access your child's records. Please keep your

password confidential as only you can access the information.

The Grades and Attendance tab will allow you to check assignments and scores by clicking on the blue percentage scores from a class. To email the teacher a question or concern, please click the blue teacher's name link. The Grades History tab will show you the grades your child received in previous grading periods. The link to the Grades History tab will show you the grades your child received in previous grading periods. The link to the Attendance tab will show you the current teacher comments for your student and the school officials tab has current announcements for our school.

If you have any questions regarding the use of PowerSchool please contact the school office at 215/7961122.

In the email is an attached letter containing vital information in setting up the PowerSchool account.

1. Open the internet browser on your computer
2. Type <https://dcsschool.powerschool.com/public/>
3. Create your own personal login info with your own username and password
4. Use your Access ID and Access Password exactly as they are printed below (both are case sensitive). You and [REDACTED] have separate passwords. It is advisable that you keep your username and password secure and not share it with anyone else.
5. View the information.
6. Remember to log off when you are finished.

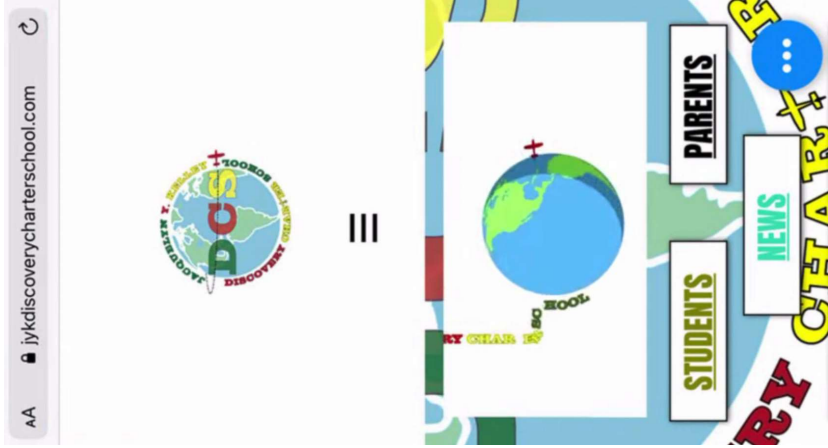
Your Access ID is: [REDACTED]

Your Access Password is: [REDACTED]


The Most Important items in the Letter are the

“ACCESS ID AND PASSWORD!”

WWW.JYKDISCOVERYCHARTERSCHOOL.COM



Using the web browser, go to the website
www.jykdiscoverycharterschool.com



Home

+ Board Info

+ About

+ Students

+ News **X**

+ Covid - 19

- Parents

Programs & Resources

E-Learning

APPLY NOW

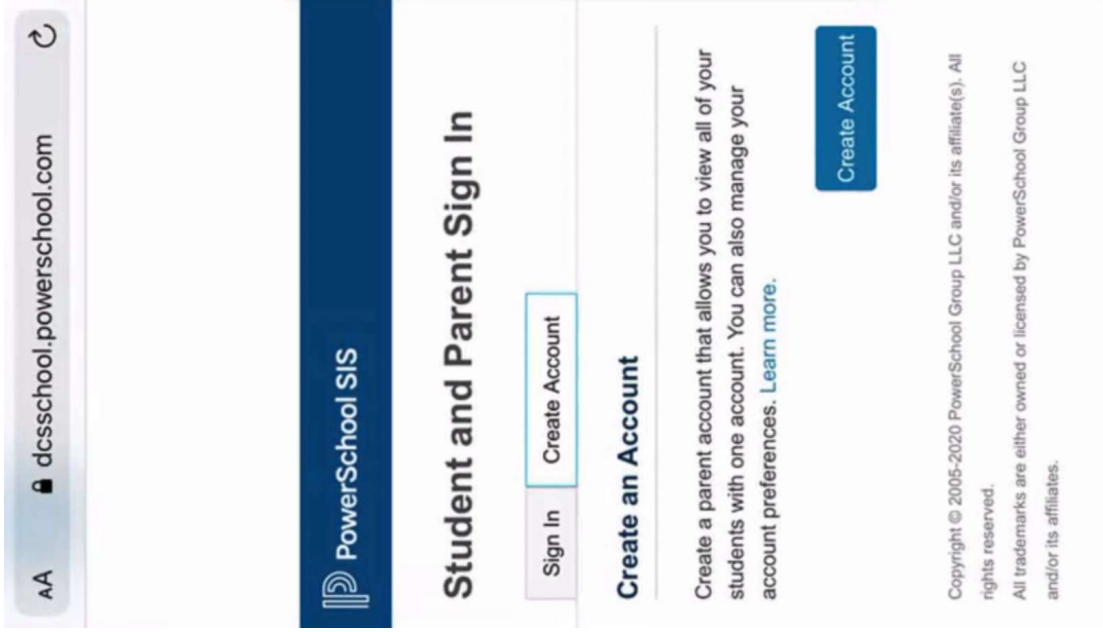
Parent Portal - Grades, Pmts &
more

Food Menu




Click on the MENU LINES, and scroll to PARENTS.

Click the PLUS (+), and then click on to “PARENT PORTAL - GRADES, PMTS & MORE”



Click, **CREATE ACCOUNT** and start the process of filling out the information needed to complete the form.

 PowerSchool SIS

Create Parent Account

Parent Account Details

First Name	<input type="text"/>
Last Name	<input type="text"/>
Email	<input type="text"/>
Re-enter Email	<input type="text"/>
Desired Username	<input type="text"/>
Password	<input type="password"/>
Re-enter Password	<input type="password"/>

Password must: -Be at least 8 characters long

***An important aspect to remember is to write down the EMAIL and PASSWORD used.**

Link Students to Account

Enter the Access ID, Access Password, and Relationship for each student you wish to add to your Parent Account

1

Student Name

Access ID

Access Password

Relationship

-- Choose

Enter

Following, enter your child's first and last name, ID, Password and your relationship. Then click ENTER at the very bottom of the form.

Student and Parent Sign In

Sign In

Create Account

✔ Congratulations! Your new PowerSchool account has been created. Check your email for a link to verify your account.

Once you have completed the form correctly, you will then receive a congratulations response.

telmore@dcsschool.com

12:31 pm

PowerSchool Account Email Verification

Your PowerSchool account is pending verification. To verify,...



PowerSchool Account Email Verification



telmore@dcsschool.com

to

3 minutes ago Details

Your PowerSchool account is pending verification.

To verify, click the link to sign in to your PowerSchool account within 24 hours of receiving this message:

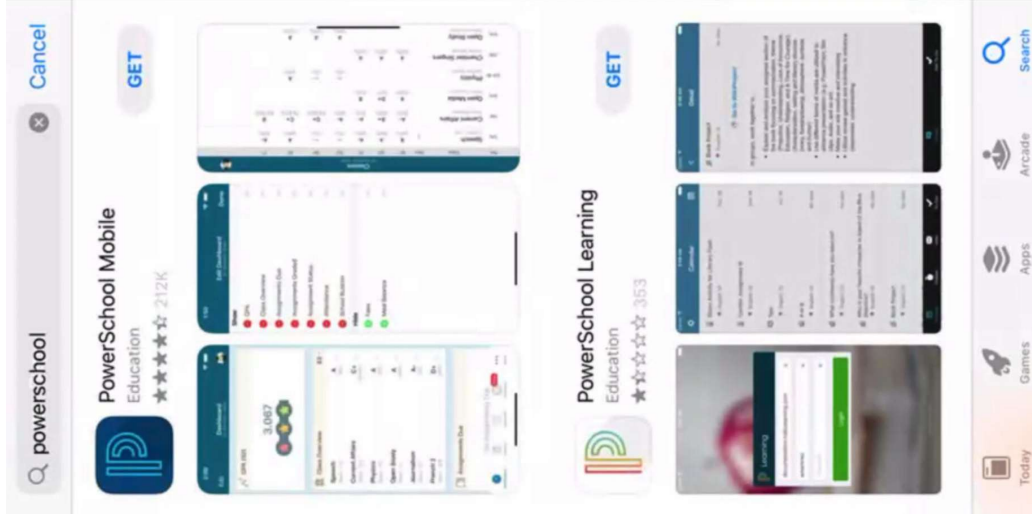
<https://dcsschool,powerschool.com:443/public/home.html?tkn=Z1R1XVRKQnVJGvVFBQYCFteI4O2tfJEBBxs0eCqPdGhIWWFydGlzdEBnbWFpbC5jb20=>

If the link does not work, copy and paste the link into a new browser window.


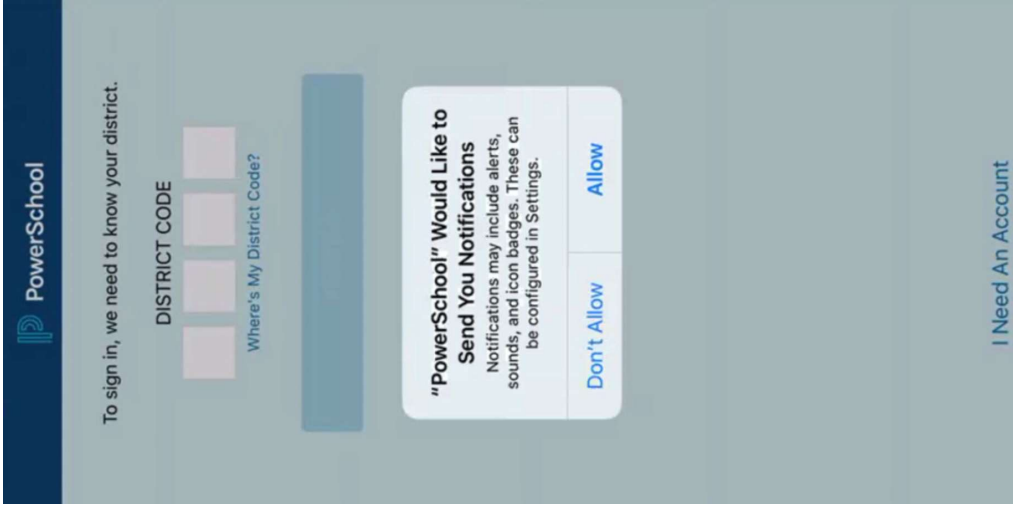
Note: Replies to this message are not monitored or answered.

Sent on behalf of telmore@dcsschool.com

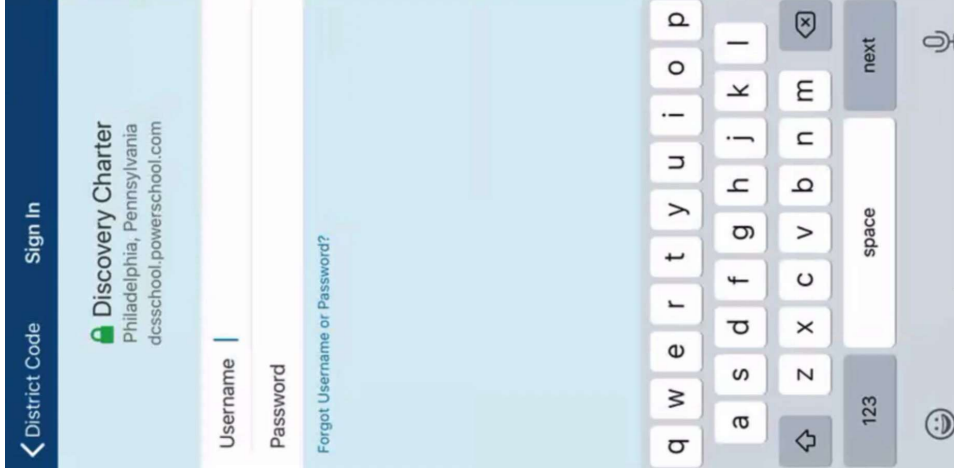
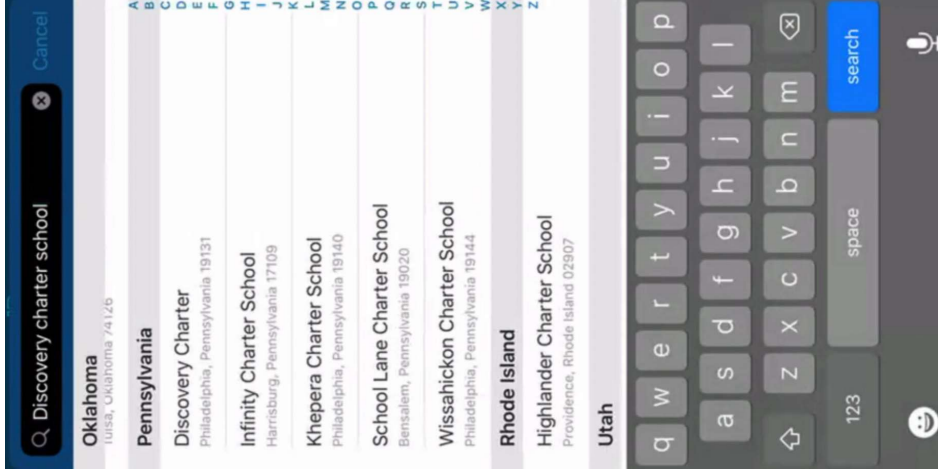
Next, please go to your Submission Email and verify your account to PowerSchool.




The best process of connecting directly to Power School is to download the Powerschool App which is available on all platforms from Apple, Google & Android Play Store.



Once you log into the PowerSchool App, you will need to find the school district code to connect too.

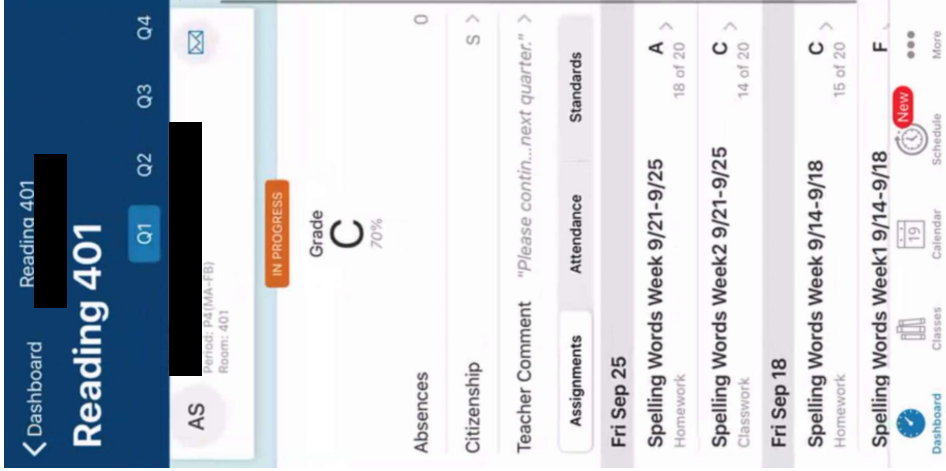


Type out in the search field
“DISCOVERY CHARTER SCHOOL,”
and scroll down to Pennsylvania for the
DISTRICT CODE.

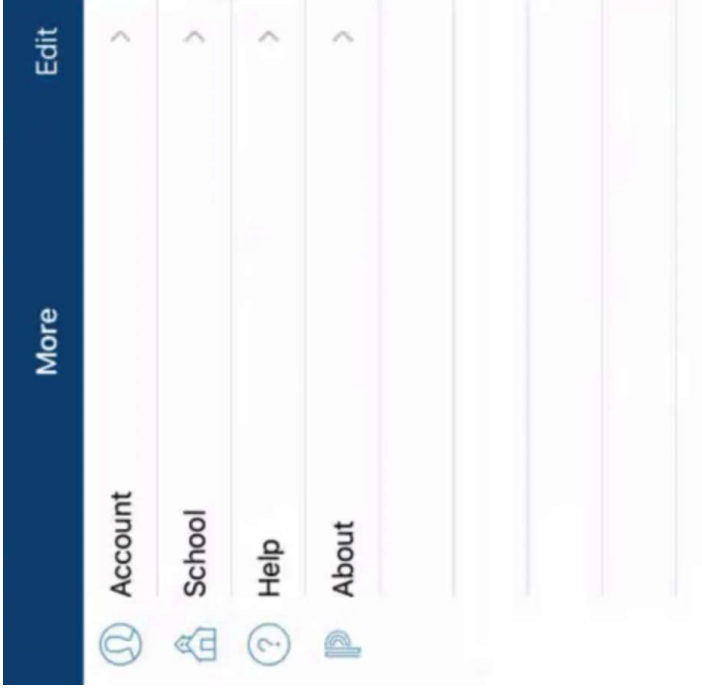


Once you log into your child's account, you will have access to all graded class assignments, future assignments which are due, viewing any fees due and a variety of other features.


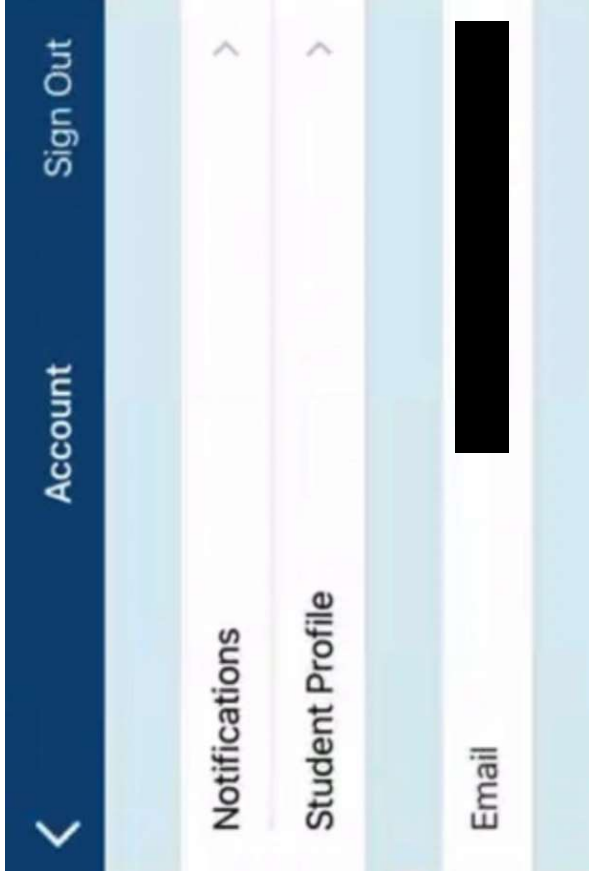




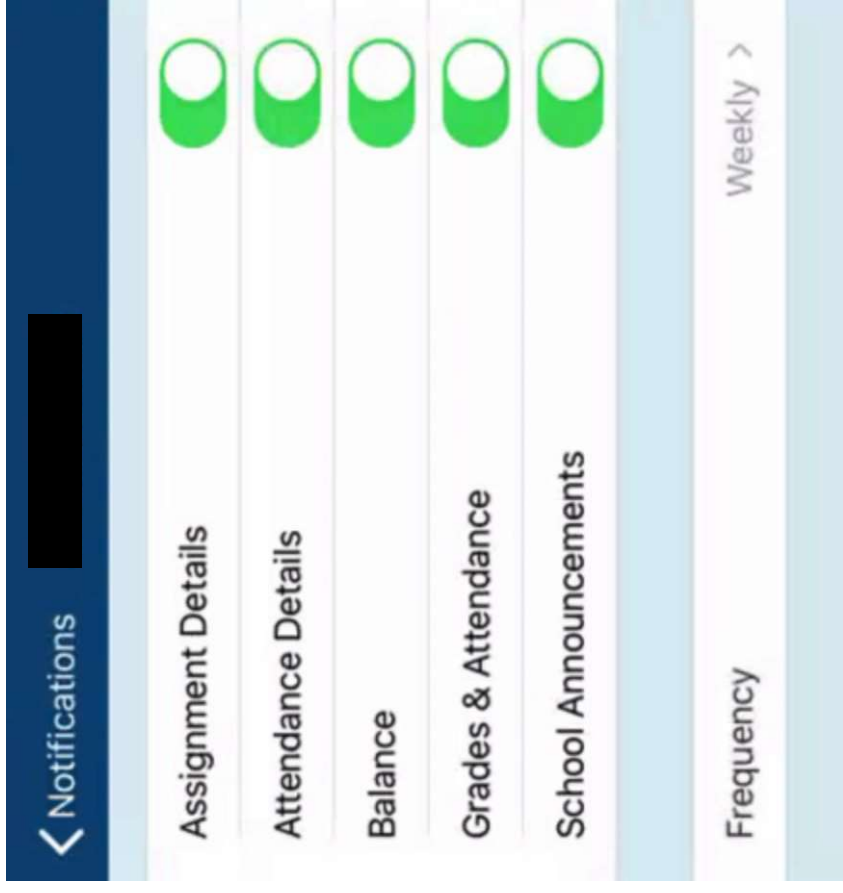
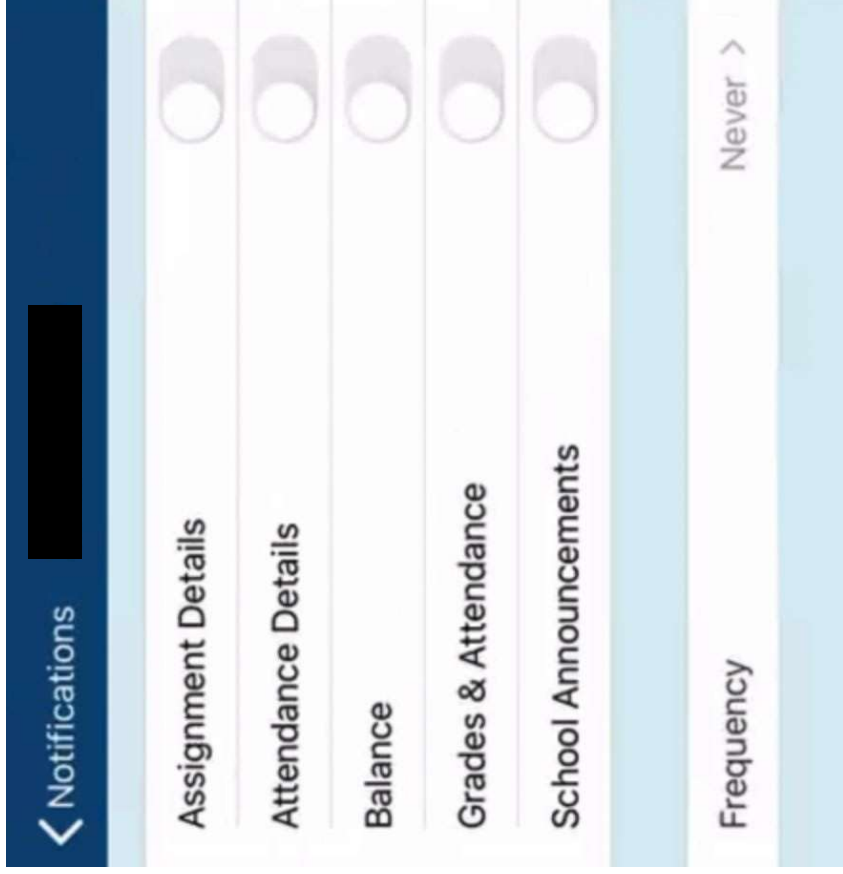
Here's an example of what an assignment breakdown of one class looks like.




Looking at the Dashboard, at the bottom of the home page, clicking on More, you will have Access to a variety of features to navigate through.



Notifications is the big part of the Dashboard features.



Given the frequency of how often notifications are received on a variety of categories is optional to your liking.



There are more items to go through, but with an aspect for most parents to view in the

ASSIGNMENT CATEGORY

under

RECENT ASSIGNMENTS, you can navigate through all work and present status of child in the class.

Classes		AH		
Per.	Class	Abs.	Q1	Q2
HR(...)	HR401 Adreana Simms	1	-- 0%	...
P2(M...)	Math 401 Adreana Simms		C 79%	...
P4(M...)	Art 401 Kristin Killeen		A 100%	...
P4(M...)	Character Develo... Indigene Hamlin		A 100%	...
P4(M...)	Expeditionary Irn... Denise Wells	
P4(M...)	Multi-Media 401 Fred Fields	
P4(M...)	Music 401 Tanya Murphy		... 100%	A
P4(M...)	Physical Educatio... Carlene Hightower		A 95%	...
P4(M...)	Reading 401 Adreana Simms		C 70%	...
P19(...)	History 401 Adreana Simms		C 73%	...
P19(...)	Science 401 Adreana Simms		A 99%	...

Recent Assignments		Done	
Today			
Orchestra Family Music 401 Classwork		A 4 of 4	>
character building Character Development 401 Participation/Class...		A 10 of 10	>
Zearn lessons 1-12 Math 401 Homework		A 12 of 12	>
Eureka Math lessons 1-9 Homework Math 401 Homework		A 9 of 9	>
Eureka Math lessons 1-9 Problem Set Math 401 Classwork		A 9 of 9	>
Water Cycle Quiz Science 401 Assessments		A 10 of 10	>
Module 1 Topic D Math 401 Assessments		F 3.9 of 7	>
Morning Work Math 401 Classwork		F 2.75 of 5	>
3 phases Physical Education 401 Participation		A 9 of 10	>
Play Activities/Exercises #2 Physical Education 401 Assessment (End of Un...		A 10 of 10	>
Module 1 Mid-Module Assessment Math 401 Assessments		F 16 of 23	>
Current Event 5 History 401 Homework		A 12 of 12	>
Why is mars red? Science 401 Homework		A 10 of 10	>

Parents
make the difference!

SPECIAL THANKS

CEO - Telmore@dcssschool.com

Principal - Msnipe@dcssschool.com

Community & Covid Advisor - Pevans@dcssschool.com

IT & Media - Ffields@dcssschool.com

PowerSchool Management - DGnetsolutions

HR - Dmcbryde@dcssschool.com

Voice Over - Ohannah@dcssschool.com